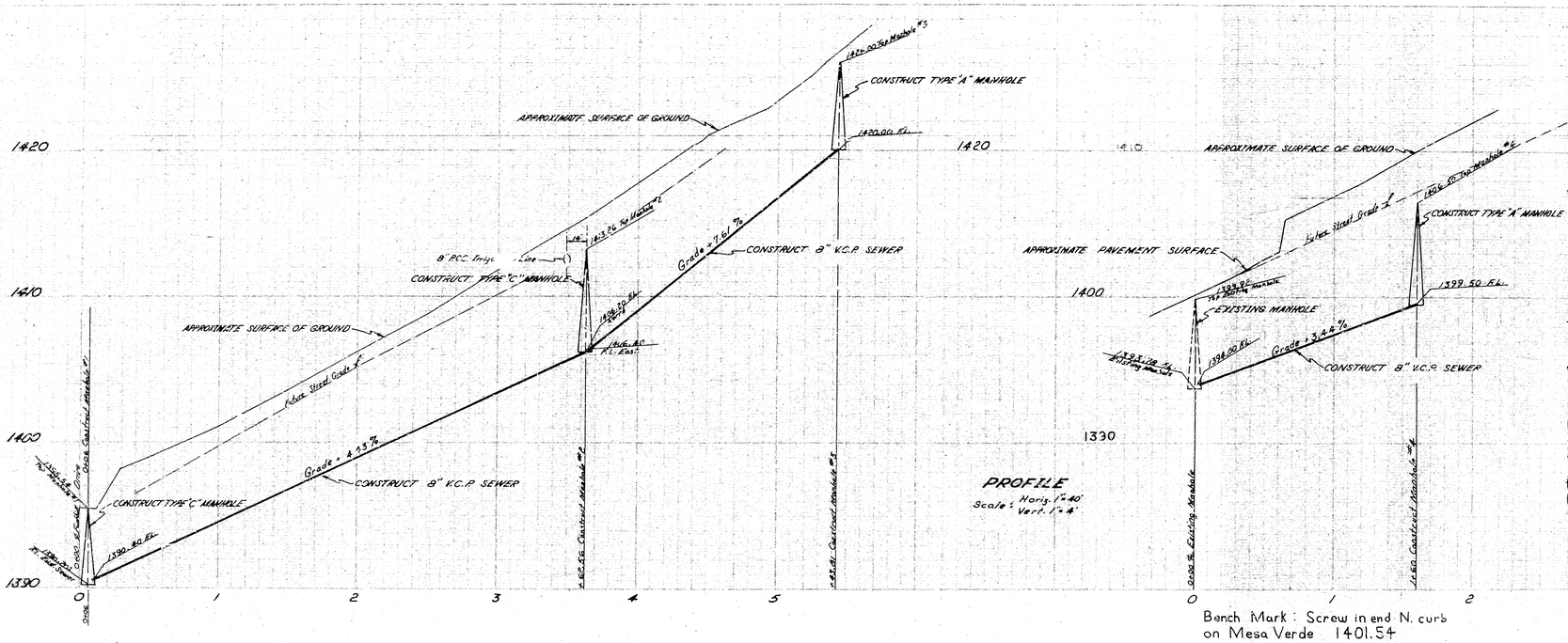

PROFILE
Scale: Horiz. 1" = 40'
Vert. 1" = 4'

Bench Mark: Screw in end N. curb on Mesa Verde 1401.54

General Notes

1. All work embodied on these plans shall be done in conformity with applicable provisions of Specifications No. 2271.
2. All house connection sewers shall be constructed on an upward grade of two percent from the main sewer & shall extend from the main sewer to the property line.
3. 8x4 wyes with 4" Vitrified Clay Pipe connecting sewer to be constructed are shown on plan thus: ⅄.
4. All house connections are approximate & exact locations shall be determined in the field.
5. Locations of underground utilities as shown on these plans are not to be assumed as either exact or complete & the city assumes no responsibility for errors or omissions in showing such locations. The Contractor should verify or ascertain the location of all underground utilities & he must assume all liability for damages caused by his operations.
6. Manholes to be constructed 6" below grade on dirt streets.
7. Manhole steps shall not be required. Manhole frames & covers shall be Alhambra Foundry No. A190 (Silent Knight) or approved equal.
8. Sewer Mains shall be constructed of either "Wedge Lock", "Speed-Seal" or "Sand-Seal" Vitrified Clay Pipe.
9. Sewer Laterals shall be constructed of "Wedge Lock", "Speed-Seal", "Sand-Seal" or Ceramic Wedge Vitrified Clay Pipe or cast iron pipe or asbestos cement pipe.

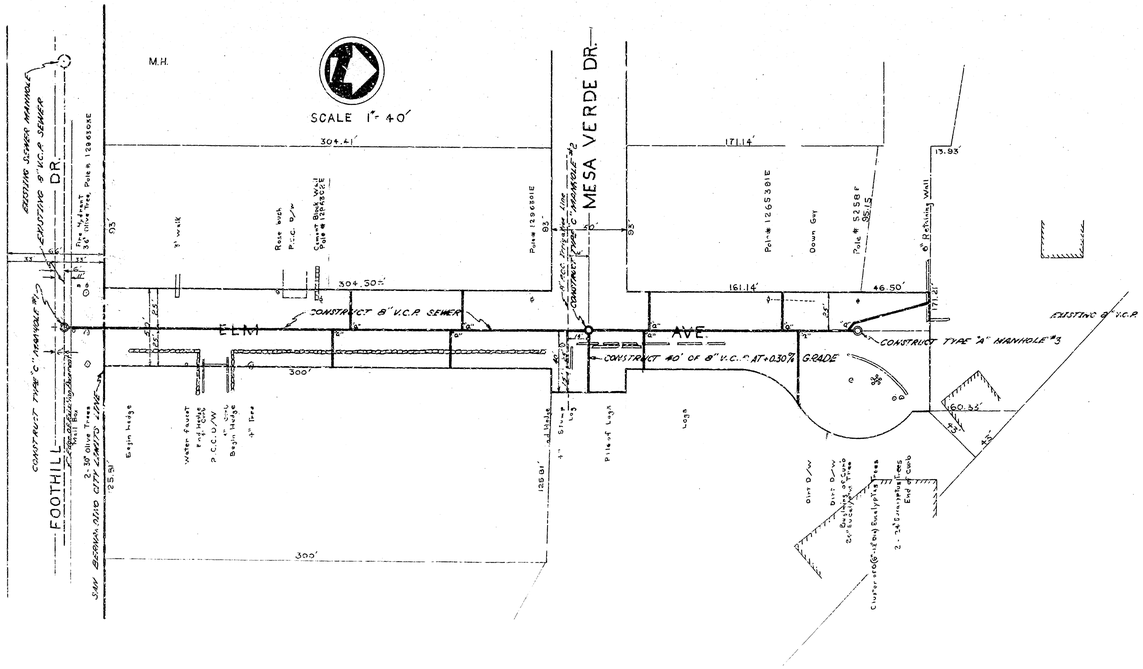

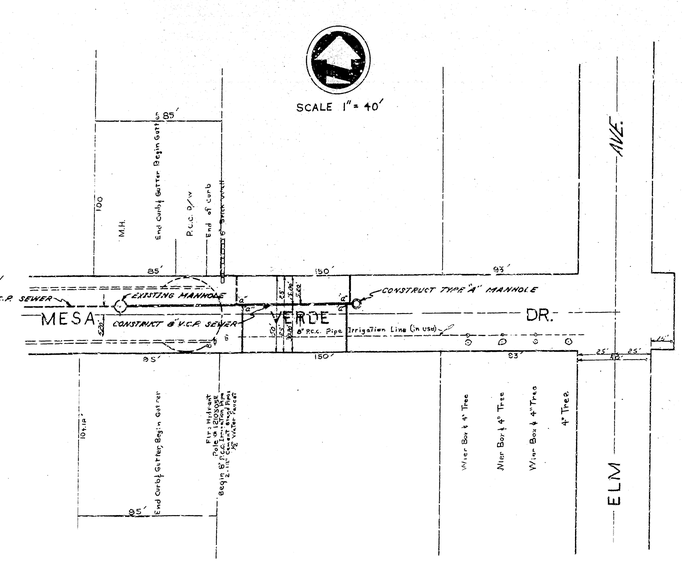

APPROVED May 7, 1962. City Engineer. REGISTERED CIVIL ENGINEER NO. 1850		DEPARTMENT OF ENGINEERING CITY OF SAN BERNARDINO
DRAWING NO. 2839	DRAWN BY Harrel Harry	SEWER ELM AVENUE FOOTHILL DR. TO A POINT APPROX. 550' NORTH MESA VERDE DRIVE ELM AVE. TO THE EAST LINE OF TRACT #3102
SHEET 1 OF 1 SHEETS	CHECKED BY Deon	
	RECOMMENDED	

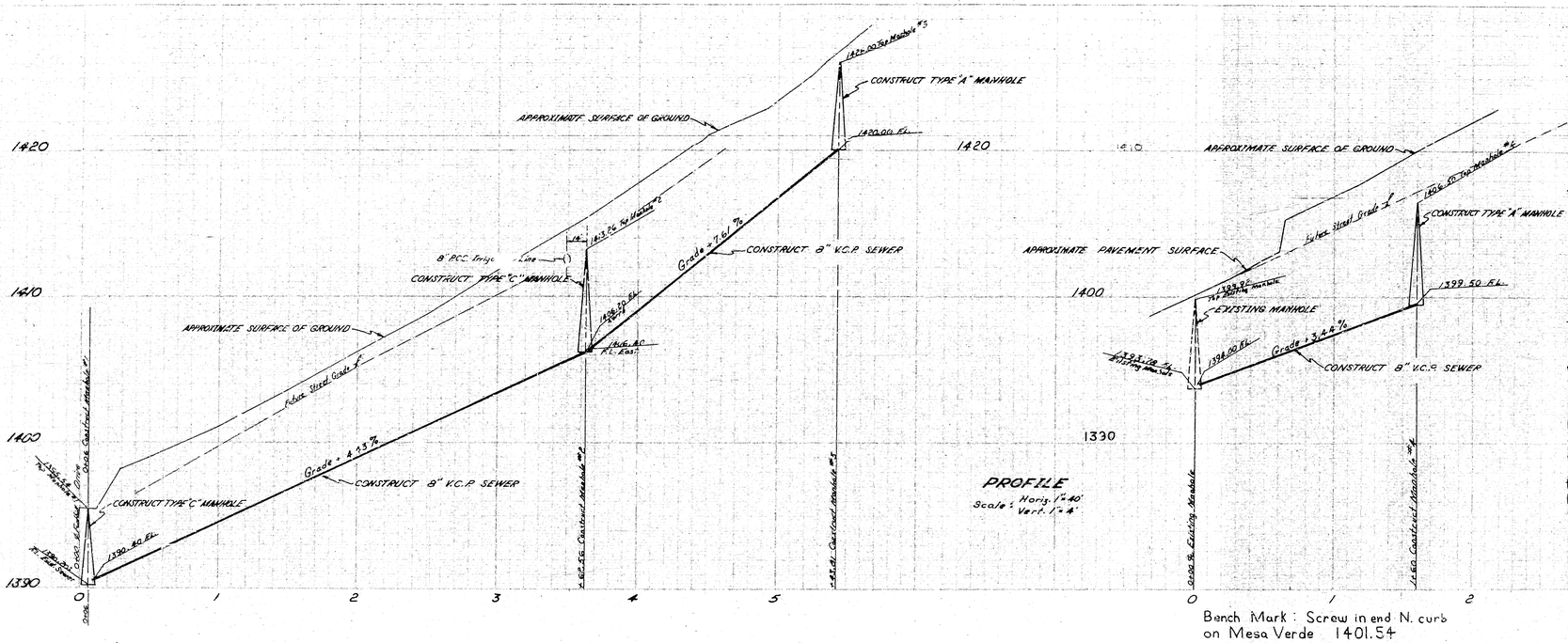

PROFILE
Scale: Horiz. 1" = 40'
Vert. 1" = 4'

Bench Mark: Screw in end N. curb on Mesa Verde 1401.54

General Notes

1. All work embodied on these plans shall be done in conformity with applicable provisions of Specifications No. 2271.
2. All house connection sewers shall be constructed on an upward grade of two percent from the main sewer & shall extend from the main sewer to the property line.
3. 8x4 wyes with 4" Vitrified Clay Pipe connecting sewer to be constructed are shown on plan thus: ⅄.
4. All house connections are approximate & exact locations shall be determined in the field.
5. Locations of underground utilities as shown on these plans are not to be assumed as either exact or complete & the city assumes no responsibility for errors or omissions in showing such locations. The Contractor should verify or ascertain the location of all underground utilities & he must assume all liability for damages caused by his operations.
6. Manholes to be constructed 6" below grade on dirt streets.
7. Manhole steps shall not be required. Manhole frames & covers shall be Alhambra Foundry No. A190 (Silent Knight) or approved equal.
8. Sewer Mains shall be constructed of either "Wedge Lock", "Speed-Seal" or "Sand-Seal" Vitrified Clay Pipe.
9. Sewer Laterals shall be constructed of "Wedge Lock", "Speed-Seal", "Sand-Seal" or Ceramic Wedge Vitrified Clay Pipe or cast iron pipe or asbestos cement pipe.

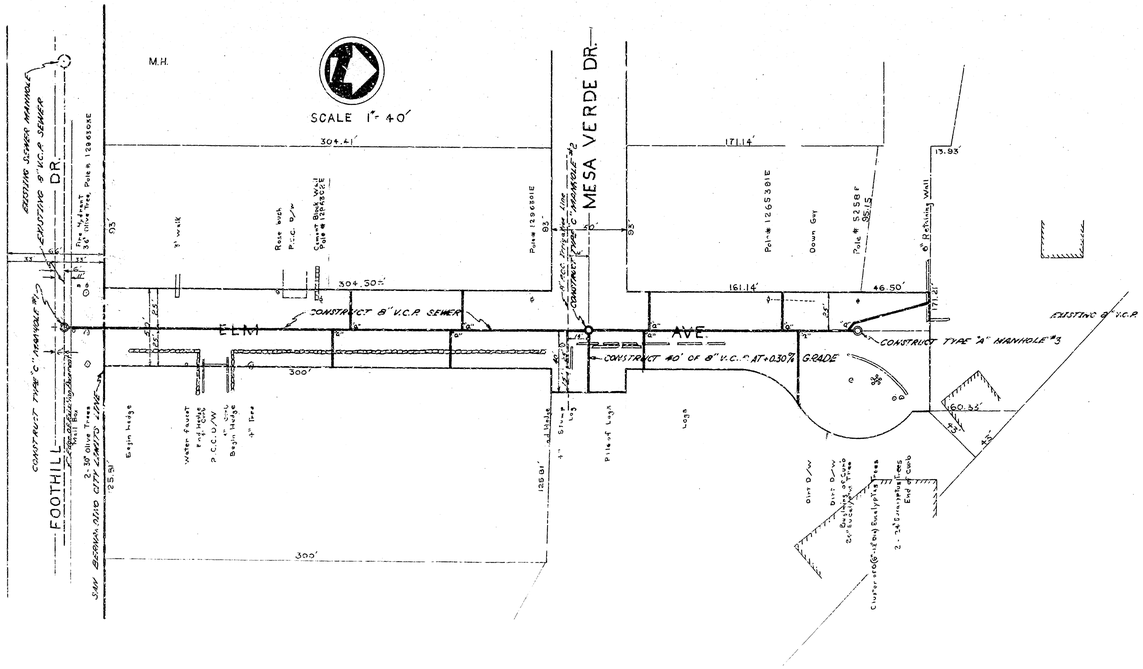

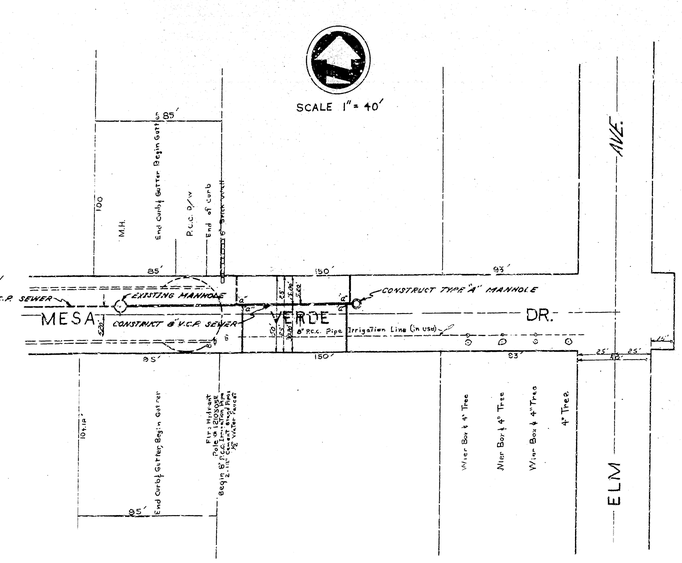

APPROVED May 7, 1962. City Engineer. REGISTERED CIVIL ENGINEER NO. 1850		DEPARTMENT OF ENGINEERING CITY OF SAN BERNARDINO
DRAWING NO. 2839	DRAWN BY Harrel Harry	SEWER ELM AVENUE FOOTHILL DR. TO A POINT APPROX. 550' NORTH MESA VERDE DRIVE ELM AVE. TO THE EAST LINE OF TRACT #3102
SHEET 1 OF 1 SHEETS	CHECKED BY Deon	
	RECOMMENDED	